

SPHERO™ Ultra Rainbow Calibration Particle Kits

- Consists of one bead with multiple fluorophores and intensities for calibration in all channels of the flow cytometer
- Designed for routine calibration and long term performance tracking
- Used to optimize the linearity, resolution and sensitivity
- Simplifies the calibration in the UV, Violet, Far Red, and IR channels.

Particle Type and Surface	Size, μm	Catalog No.	Unit
Ultra Rainbow Calibration Kit, 6 peaks, $10^7/\text{mL}$	3.5-3.9	URCP-38-2K	2 mL
Ultra Rainbow Calibration Kit, 6 peaks, $10^7/\text{mL}$	3.5-3.9	URCP-38-20K	20 mL
Ultra Rainbow Calibration Kit, 6 peaks, $10^7/\text{mL}$	5.0-5.4	URCP-50-2K	2 mL
Ultra Rainbow Calibration, 3 peaks, $10^6/\text{mL}$	3.0-3.4	URCP01-30-10K	10x3mL
Ultra Rainbow Calibration, 4 peaks, $10^7/\text{mL}$	8.0-12.9	URCP-100-2	2 mL

A new set of calibration particles, **Ultra Rainbow Calibration Particles**, are now available for performance tracking of flow cytometers with fluorescent channels in the Far Red. The **Ultra Rainbow Calibration Particle Kits** are available in either 3.8 μm , or 5.1 μm . These particles are supplied as a kit. One 3mL bottle of blank particles and a 2 mL bottle of fluorescent particles. The **Ultra Rainbow Calibration Particles** have improved resolution in the PE-Cy7, APC, and APC-Cy7 channels.

Figure 34 Histograms of the Ultra Rainbow Calibration Particles (Cat. No. URCP-38-2K, Lot No. AD03) on a Stratified SI400.

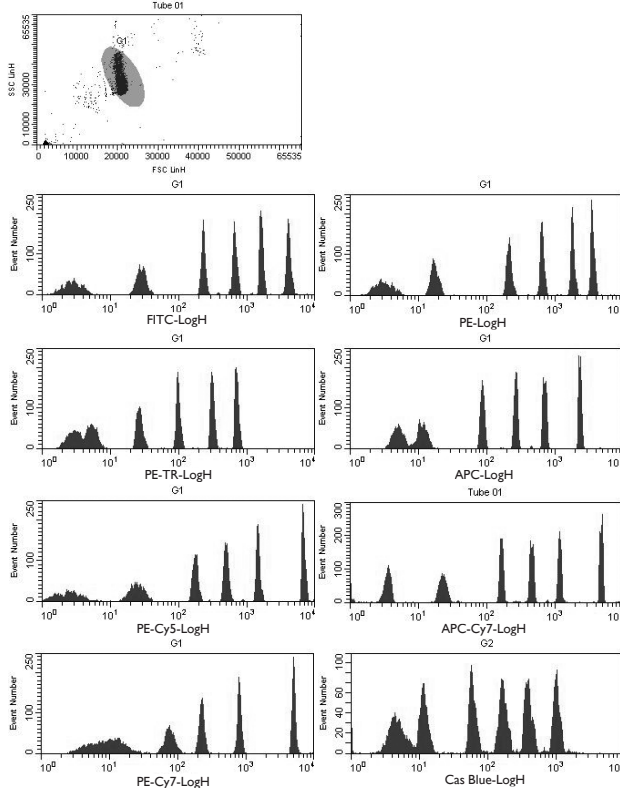


Figure 35 Histograms of the Ultra Rainbow Calibration Particles (Cat. No. URCP-38-2K, Lot No. AD03) on a Beckman Coulter Cyan™ ADP.

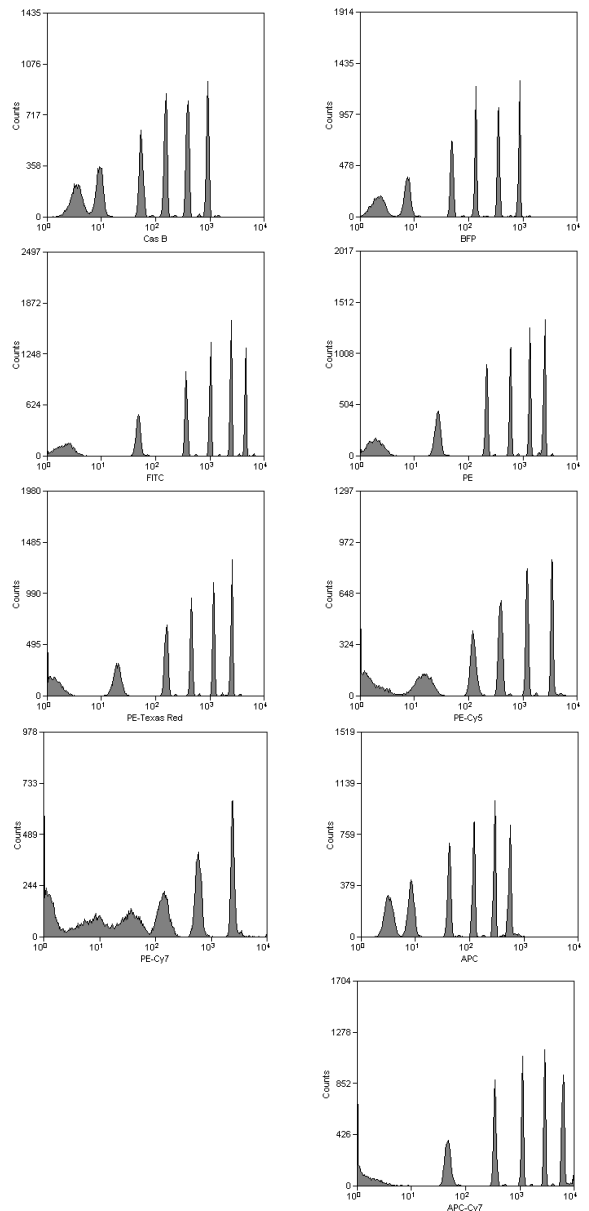
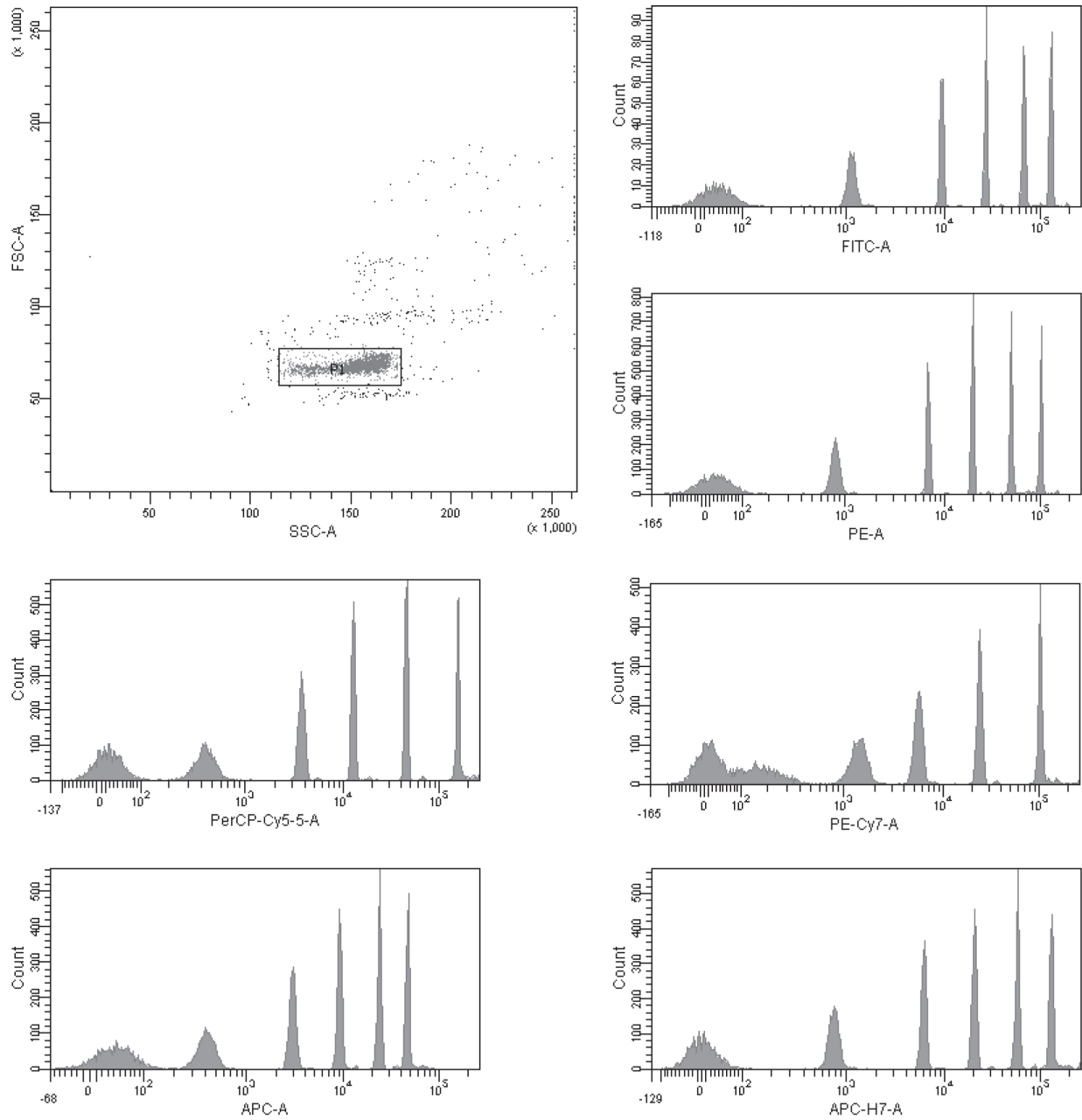


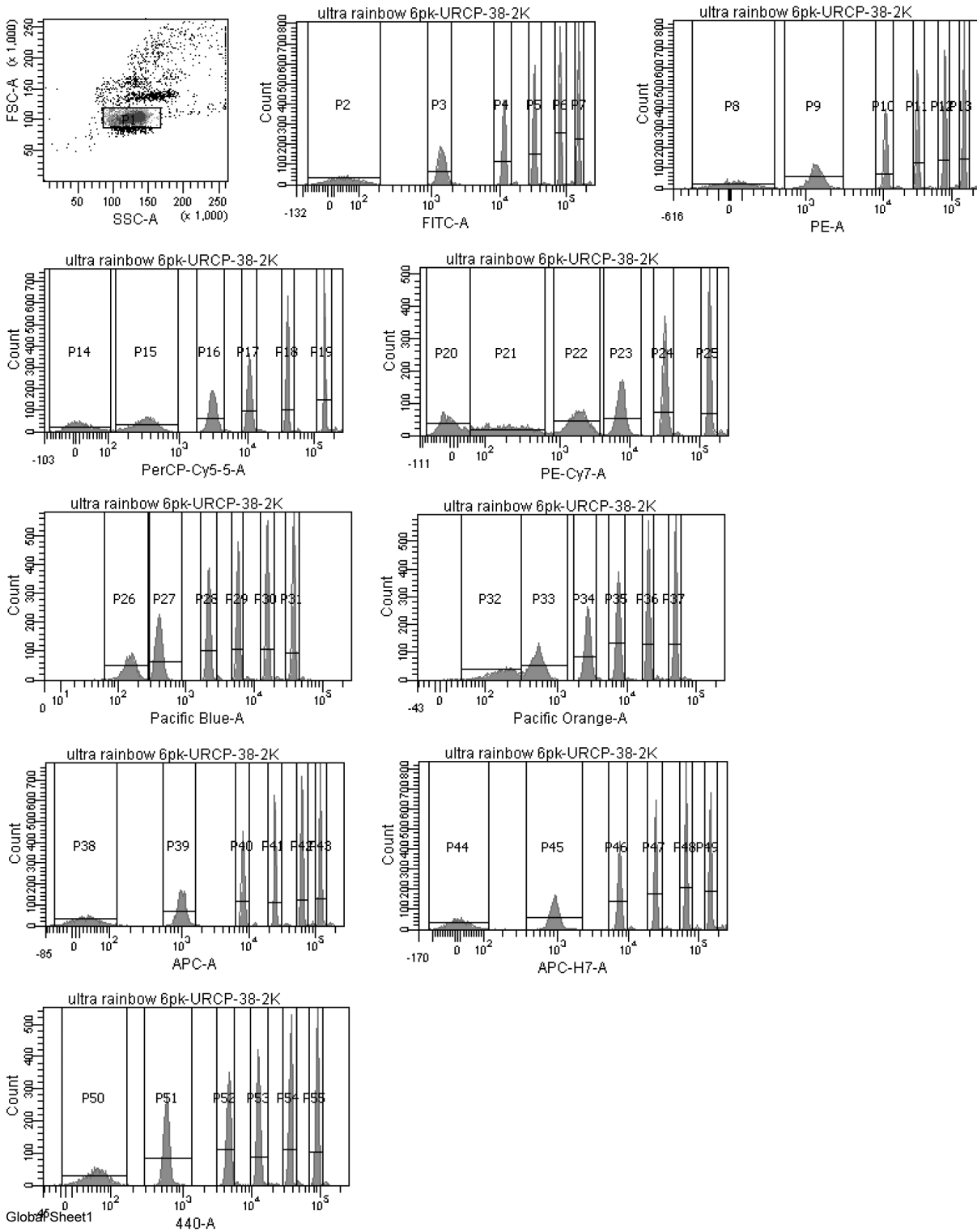
Figure 36 Histograms of the Ultra Rainbow Calibration Particles (Cat. No. URCP-38-2K, Lot No. AD03) on a BD FACSanto™ II.



Flow Cytometry Particles -
Linearity and Sensitivity

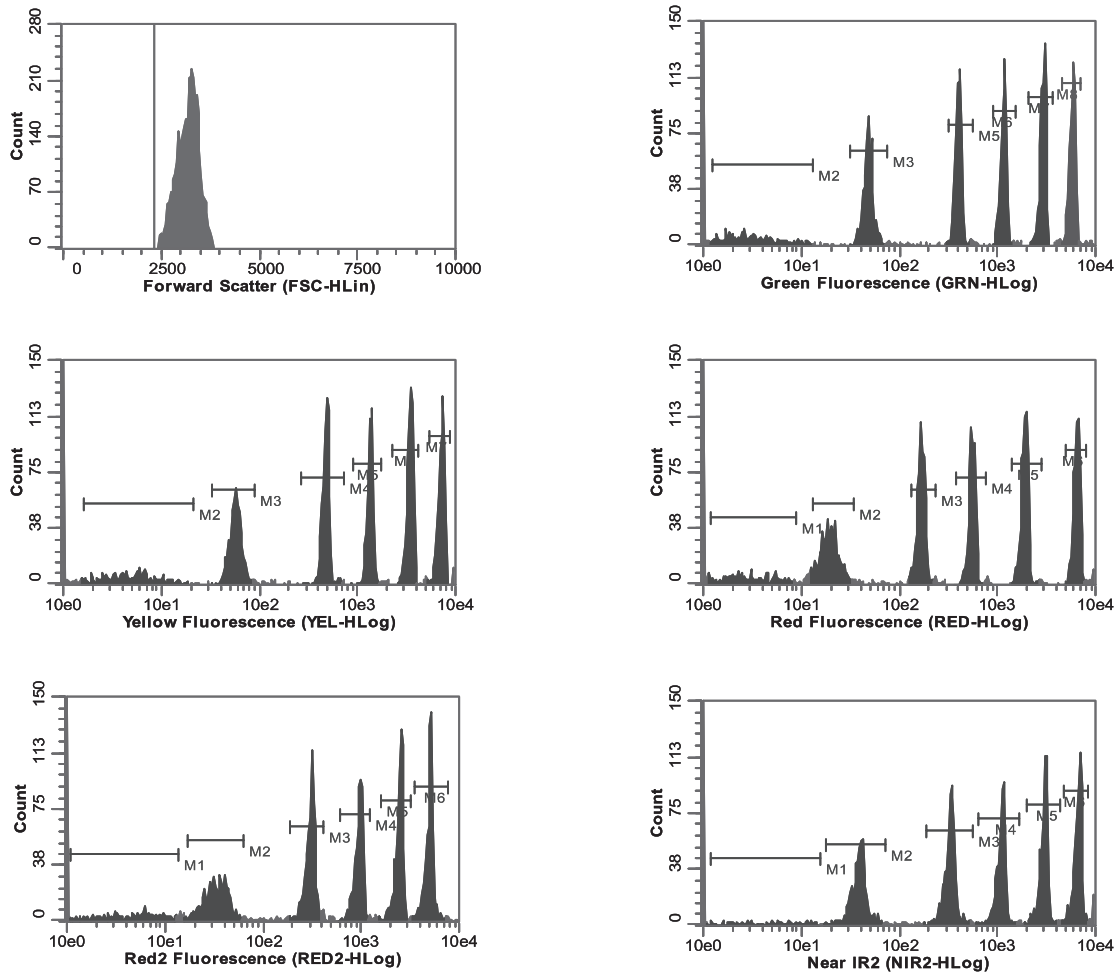
* Data provided by Laura Marszalek, Northwestern Memorial Hospital.

Figure 37 Histograms of the Ultra Rainbow Calibration Particles (Cat. No. URCP-38-2K, Lot No. AD03) on a BD LSR™ II.



* Data provided by Laura Marszalek, Northwestern Memorial Hospital.

Figure 38 Histograms of the Ultra Rainbow Calibration Particles (Cat. No. URCP-38-2K, Lot No. AD03) on a Millipore easyCyte8.



Flow Cytometry Particles -
Linearity and Sensitivity

SPHERO™ Ultra Rainbow Calibration Particles

One Bead, Multiple Intensities Calibrating all Channels

- Designed for routine calibration of the flow cytometer in all channels
- Optimizes the linearity, sensitivity, and resolution of the flow cytometer
- Simplifies the calibration of multiple laser flow cytometers including Far Red, Violet, and UV channels



Spherotech

Let the Possibilities Flow

Figure 39 Histograms of the Ultra Rainbow Calibration Particles (Cat. No. URCP-50-2K, Lot No. AE02) on a Beckman Coulter Cytan™ ADP.

Flow Cytometry Particles - Quantitative Analysis

